

The Pin Placement Manager is a great way to provide a unique experience at your club, improve your pace of play, and possibly lower scores for the players. The Visage system has a pin placement feature that enables you to prepare your daily pin locations. This gives the players the yardage to each pin location by hole when viewing the hole or approach view on the Visage Display Unit. This is a significant advantage over your competition that use just a simple front, middle, back or all yardages to the center of the green. You can also help the course pace of play by using this feature to select pin locations that are away from water hazards, bunkers, slopes, and limited areas of access. Since almost 30% of the game is played on the greens, by using this philosophy the pace of play can be reduced during peak times resulting in a better experience for your players.

We have several options to consider when setting up your pin rotations. The VCC software allows you the flexibility to set the pins that best fits your facility. Some clubs use a 3 pin rotation, while some clubs have a unique set of pins for each day of the month. The most popular option for courses open 7 days a week is to use a six pin rotation because golfers who play on the same days each week get a different experience with the course set up.

Benefits:

- **Unique Experience**
- **Better Yardage Accuracy**
- **Improved Pace of Play**
- **Lower Scores**



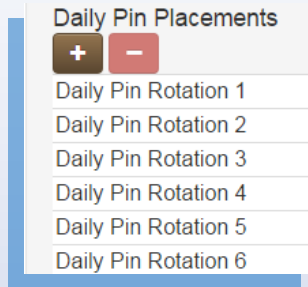


Pro Tip: OPEN 7 DAYS A WEEK; 6 DAY ROTATION

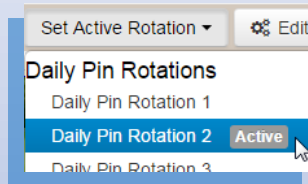
For a course that is open 7 days a week, a 6 day rotation is a popular method of changing up the experience for your regular members and guests. By using this method, a golfer that normally plays on a certain day of the week will never have to play the same cup locations as the prior week.

Rotation Setup:

1. Add daily Pin Placements from the Rotation Setup tab.



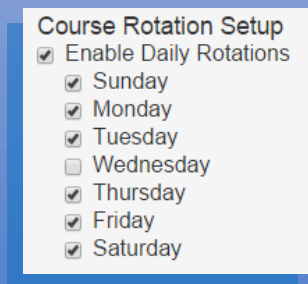
2. From the Pin Placement tab set the Active Rotation for the current day.



3. From the Pin Placement Tab making sure Measurement is disabled, drag the pins from the pin bank to the desired locations on the green.



4. From the Daily Rotations tab enable daily rotations and select the days you want the pins to rotate.



When selecting a day keep in mind that the pins rotate that night for the following day. Example: Selecting Sunday will cause the Pin location to change for Monday's play



Watch the **Creating Daily Pin Rotations Video @ Visagehelp.com** for detailed instructions.

Click the video player icon below to watch now!

